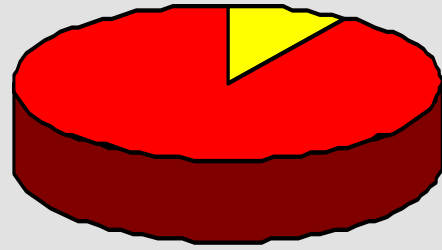


Industrial Vacancy Rate

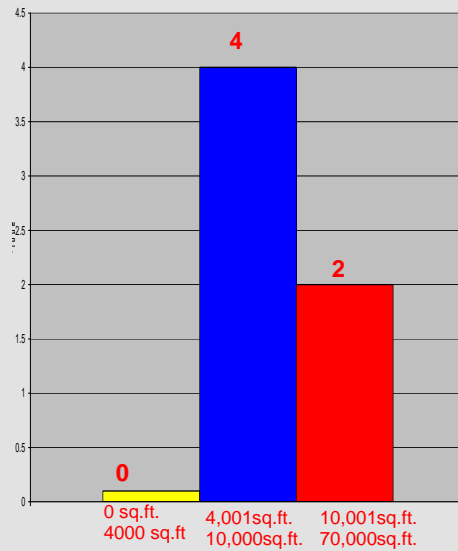
Freestanding Industrial Buildings and Condos For Sale in San Clemente

Vacancy 9.0%

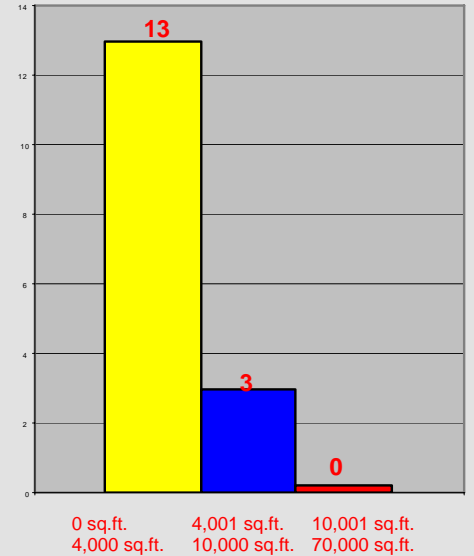


Occupancy 91.0%

Freestanding Buildings For Sale



Condo's For Sale



JOHNSTON PACIFIC
COMMERCIAL REAL ESTATE, INC.

1305 Calle Avanzado
San Clemente, California 92673
(949)366-2020
www.johnston-pacific.com

PRSR STD
U.S. POSTAGE
PAID
Santa Ana, CA
PERMIT NO. 1445

**March 2009
Commercial Real Estate Update**



Earning the right to represent you since 1991!

2.36 Acres FOR SALE in San Juan Capistrano Multiple Uses Allowable!

Property Features:

- **2.36 Acre Corner Location with Existing 5,000 sq. ft. Building**
- **Currently Zoned RS-7000 Residential Single Family Detached Housing**
- **Freeway Close**
- **Conditional Permitted Use Include:
Child Day Care Center
Religious Worship/Church
Residential Care Facilities**



The information above has been obtained from sources believed to be reliable. While we do not doubt its accuracy, we have not verified it, make no guarantee, warranty or representation about it. It is your responsibility to independently confirm its accuracy and completeness. All information is subject to change without notice.

Today's interest rates are at record lows—Consider buying now!!

**1235 Puerta Del Sol #400,
San Clemente**



FOR LEASE or SALE

**Total Size: 3,875 sq. ft.
Office Area: 1,556 sq. ft.
Warehouse: 2,319 sq. ft.**

Features Include:

Reception Area, 3 Private Offices, Open Office Area, 200 Amps, 4 Restrooms, 3.2:1 Parking, Easy Access to Freeway, Close Proximity to Retail Services

**1023 Calle Sombra #F,
San Clemente**



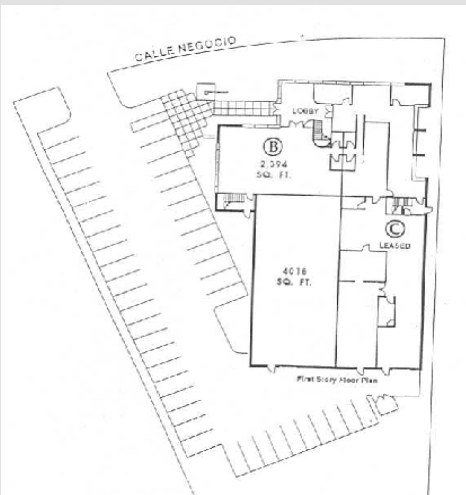
FOR LEASE

**Total Size: 2,980 sq. ft.
Office Area: 724 sq. ft.
Warehouse: 1,594 sq. ft.
Mezzanine: 662 sq. ft. 2nd floor storage**

Features Include:

Reception Area, 1 Private Office, 200 Amps, Easy Freeway Access, 20' Warehouse Clearance, Ground Level Loading Door, Heavy Industrial Uses Welcome!

**951 Calle Negocio #B, San Clemente
6,412 sq. ft. Office/Warehouse Space**



FOR LEASE

**Approx. 2,394 sq. ft. Office Area, Approx. 4,018 sq. ft. Whse. Area
Reception Area, 5 Private Offices, Conference Room, Street Frontage
Building Sign Available, Direct Freeway Access, Close to all retail amenities
Approx. 20' Warehouse Height, Approx. 200 Amp Power. 10 Vehicle Parking**

Please call us for additional information on these and other properties in South Orange County!

JOHNSTON PACIFIC
COMMERCIAL REAL ESTATE, INC.



**Rob Johnston
(949)366-2020
rob@johnston-pacific.com
www.johnston-pacific.com**

The information above has been obtained from sources believed to be reliable. While we do not doubt its accuracy, we have not verified it, make no guarantee, warranty or representation about it. It is your responsibility to independently confirm its accuracy and completeness. All information is subject to change without notice.